

FOLLOW JESUS

Teachers' Instructions

3. Jesus Healed a Withered Hand

OBJECTIVES

Impress upon these young minds that Jesus could do miracles because He is the Son of God! This will be reinforced with the activity where the children will glue letters saying SON OF GOD.

Stress that this miracle happened **right away!**

PREPARATION

Print out the activities and PRC cards. When you print the page with the letters to be cut out, it looks more attractive if you can use several different colors. If you found packages of card stock or cover stock at a discount store, it probably contained at least four or five different colors. If you were able to buy two packages with different colors, you can select eight different colors and print eight copies of SON OF GOD. This will be enough for eight students. If you have nine students, and nine colors, that would work well, too. What I do is cut out each color and stack the letters together. Make three different stacks for the O's. Then I pick up the second stack and put the top color at the bottom. I pick up the third stack and put the first two colors on the bottom, etc.... When you are done with this process, you can pick up a set of letters with various colors for each student, and put each set into a baggie or envelope. Your students will love the pretty colors and learn as they work!

Print the graphic of Jesus and the withered hand on a front and back. You may want to send this home with children as the teaching text for the lesson. Students may color the pictures if time permits. Use these two pages as you tell the story. There are two mazes, so choose the one best suited to the abilities of your students, or use the easier one for younger students and the more difficult one for older students.

BIBLE STUDY

Mark 3

LESSON

When you are teaching the lesson, impress upon the children that Jesus healed the withered hand immediately!

ACTIVITIES

Work together to circle the items that were in the lesson. Help little ones with the maze. Give each child a packet of letters to be glued. Let them color the picture of Jesus.

SONGS AND PRAYER

Talk about how happy the man must have been when his hand was healed. Sing songs about being happy. Pray for those who are sick, and remember to thank God for good health!


Teacher instructions: Lay them out like this so there will be one letter of each color for each child.

S	O	N	O	F	G	O	D
S	O	N	O	F	G	O	D
S	O	N	O	F	G	O	D
S	O	N	O	F	G	O	D
S	O	N	O	F	G	O	D
S	O	N	O	F	G	O	D
S	O	N	O	F	G	O	D
S	O	N	O	F	G	O	D
S	O	N	O	F	G	O	D

Then pick up one of each color from each row. Put them in a baggie so each child will have a variety of colors to glue to their paper.

I used cover stock, but teachers may use lighter weight paper if necessary. For 2s and 3s the cover stock is better because little hands won't bend it up as easily as if it were the light weight paper. And, of course, you don't have to use the colors I did. Any colors will work, but it is easier to lay them out in this pattern so you can easily select one of each color when you are done cutting.


3. JESUS HEALED A WITHERED HAND!



Jesus could heal people. He could do miracles. This shows us that Jesus is the SON OF GOD!







When Jesus went into the place of worship (synagogue) He saw a man with a withered hand. He told the man to hold out his hand.



When the man held out his hand, it was all better. It did not take a long time for the hand to heal. Jesus healed the man right away! Jesus is the SON OF GOD!

3. JESUS HEALED A WITHERED HAND

Circle the things we learned about in today's lesson:



3. JESUS HEALED A WITHERED HAND

m is for

man

and for

miracle

h is for

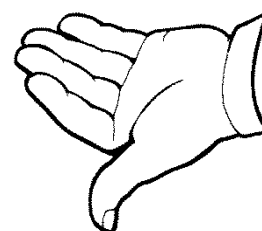




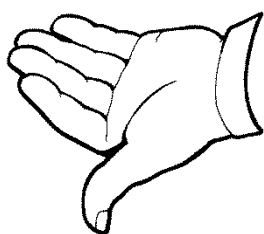
hand

and for

healed





3. JESUS HEALED A WITHERED HAND

Match



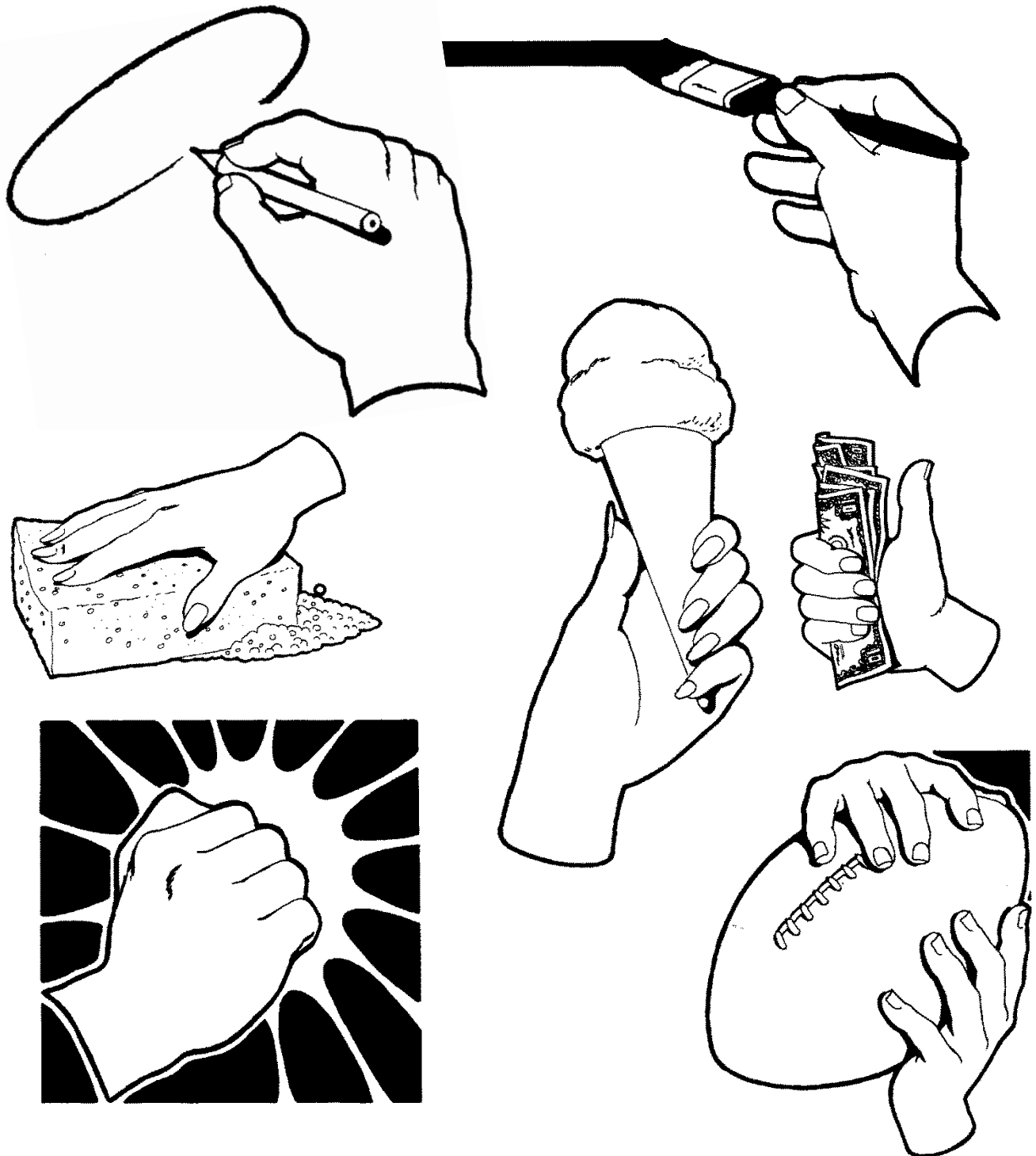
3. JESUS HEALED A WITHERED HAND

Circle the things we learned about in today's lesson:



3. JESUS HEALED A WITHERED HAND

The man with the withered hand would have been so happy when his hand was made well. Color all the things you can do with your hands.



3. JESUS HEALED A WITHERED HAND

(Mark 3:1-6)

Jesus healed a man's withered hand. He told the man to stretch out his hand, and it was healed right away! Jesus did miracles to prove that He is the....

S O N

O F

G O D


S O N

O F

G O D


3. JESUS HEALED A WITHERED HAND

Take Jesus through the maze to the man with the withered hand.



3. JESUS HEALED A WITHERED HAND

Take Jesus through the maze to the man with the withered hand.



FOLLOW JESUS
Parent Review with Child
Lesson 3. JESUS HEALED
A WITHERED HAND

1. Who is the Son of God? Jesus
2. When Jesus healed the withered hand, did it happen right away or take a long time? Right away
3. Review: Who baptized Jesus? John
4. Review: God's Spirit came down shaped like a what? Bird or Dove
5. What did God say when Jesus was baptized? "This is my beloved Son" (Matthew 3:17) – Our memory verse

FOLLOW JESUS
Parent Review with Child
Lesson 3. JESUS HEALED
A WITHERED HAND

1. Who is the Son of God? Jesus
2. When Jesus healed the withered hand, did it happen right away or take a long time? Right away
3. Review: Who baptized Jesus? John
4. Review: God's Spirit came down shaped like a what? Bird or Dove
5. What did God say when Jesus was baptized? "This is my beloved Son" (Matthew 3:17) – Our memory verse

FOLLOW JESUS
Parent Review with Child
Lesson 3. JESUS HEALED
A WITHERED HAND

1. Who is the Son of God? Jesus
2. When Jesus healed the withered hand, did it happen right away or take a long time? Right away
3. Review: Who baptized Jesus? John
4. Review: God's Spirit came down shaped like a what? Bird or Dove
5. What did God say when Jesus was baptized? "This is my beloved Son" (Matthew 3:17) – Our memory verse

FOLLOW JESUS
Parent Review with Child
Lesson 3. JESUS HEALED
A WITHERED HAND

1. Who is the Son of God? Jesus
2. When Jesus healed the withered hand, did it happen right away or take a long time? Right away
3. Review: Who baptized Jesus? John
4. Review: God's Spirit came down shaped like a what? Bird or Dove
5. What did God say when Jesus was baptized? "This is my beloved Son" (Matthew 3:17) – Our memory verse