

# THE LIFE OF PAUL

## Lesson 7. Jailor Taught about Jesus

### OBJECTIVES:

Illustrate the attitude that Paul and Silas had while imprisoned.  
Show that the jailor believed, repented and was baptized.

### BEFORE CLASS:

Print the coloring page, the maze and the “circle the answer” activity on copy paper. You will need one for each student. Print the sequence cards on cover stock or heavy paper and cut them apart on the lines. Each child should be given a baggie with his or her cards inside. You can use a set of cards yourself as visual aids while you tell the children the story.

### LESSON:

Paul and Silas in prison and the jailor’s conversion – **Lesson Text: Acts 16:19-34** Read this at home before you begin to prepare the lesson for the preschoolers. NOTE: The demon possessed maiden may be too hard to explain to the preschoolers so it was omitted from the story below.

Following is the lesson as I would present it to my preschoolers:

Remember that Paul and his friends were in Macedonia because Paul had seen a vision asking him to come and help. Paul and Silas were on their way to worship when they were grabbed by some men and dragged to see the rulers of the city who were in the marketplace. The men complained that Paul and Silas were teaching things that were not good. The rulers took Paul and Silas’ clothes from them and had them beaten with rods. After Paul and Silas were beaten they were thrown into prison and the jailor locked their feet in stocks. Paul and Silas did not get discouraged. The Bible says that about midnight Paul and Silas were praying and singing hymns unto God. The other prisoners were listening. Suddenly, there was a big earthquake. The prison shook and all the doors were opened and the chains fell away. The jailor had been sleeping and when he woke and saw the prison doors opened he was upset. He would be in a lot of trouble if the prisoners escaped. Paul called out to the jailor that the prisoners were all still there. The jailor came in shaking with fear and fell down in front of Paul and Silas and he asked them what he needed to do to be saved. They told him that he must believe in Jesus; then they taught him and his whole household about Jesus. The jailor washed Paul and Silas’ sores from the beating, and he was baptized right away. Next he brought Paul and Silas to his house and gave them food. The Bible says that he “rejoiced greatly, with all his house, having believed in God.” What a change the jailor made! The jailor made sure that his whole household was taught the truth about Jesus just like Lydia did.

### ACTIVITIES:

**Circle the answer:** The children should circle the correct answers as you read. The first and fourth questions have two answers each.

**Maze:** There are two mazes. Select the one most suitable for the ages of your students.

**Coloring page:** The picture is of Paul and Silas with their feet in stocks.

**Sequence of events:** This is a fun preschool activity. You have several options. If your students are very young, then just give them four of the cards. Leave off the one that shows the jail doors and the one that shows the jailor on his knees. You could also put them together before class like a mini flip chart. Just punch a hole in the top right corner so the words are not ruined and use a loose leaf ring to

hold them together. The older students should be able to put all six in order if they listened to the story. They might need a little help. You could help them by writing a number on the back of the cards. That way they can double check to make sure they are in the right order.

**SONGS AND PRAYER:**

Thank God for the example that the Bible gives us of Paul and Silas' good attitude. Ask God to help you and the students to have a good attitude like Paul and Silas when you have trials in life. Suggested songs are: "I've got the Joy, Joy, Joy, Joy" and "If you are Happy and You Know It."

NOTICE: The coloring page shows Paul and Silas in stocks, but it could not be included in this preview because the page setup is different. Please scroll down to see the other activities.

What did Paul and Silas do while they were in the jail?



and



Sang and prayed




and



Cried and got mad

How did the doors come open?



A key was used



A tornado blew them open




An earthquake opened the doors

After the earthquake, did the jailor believe and want to be baptized?

Yes

No


What did the jailor do for Paul and Silas after he believed?



Gave them food



Washed them

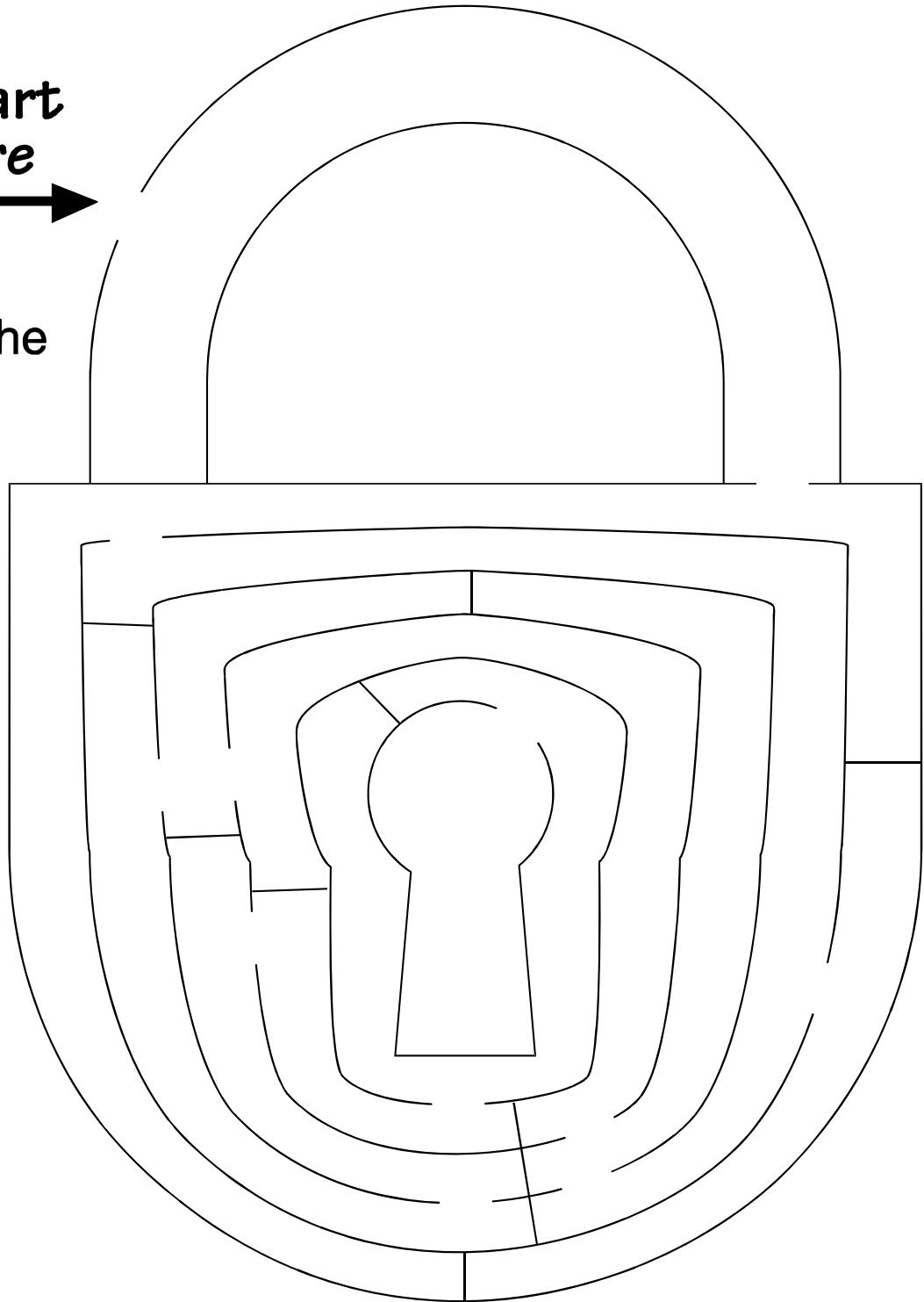
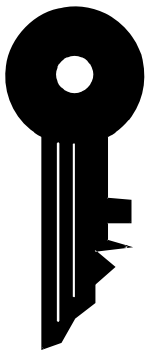


Put them back in jail

**Start  
Here**




Help the  
key find the  
keyhole.



Paul and Silas did not need a key to open the prison doors. God caused an earthquake to open the doors and to make the chains fall away.

Help Paul and Silas get out of the stocks and go through the maze to where the jailer is being baptized.






The jailor asked Paul what he should do to be saved.




The earthquake



The jailor was baptized.



The prison doors were opened.



Paul and Silas were thrown into prison.



Paul and Silas sang and prayed to God.

**NOTE** The Parent Review with Child (PRC) cards are setup with each page having four cards. Because the page is divided into two columns, I could not retain the format and add it here, so I am just including this one set of questions so you can see how the parents are encouraged to review the lesson at home.

**THE LIFE OF PAUL**  
**Parent Review with Child**  
**L. 7. Jailor Taught about Jesus**

1. Who was thrown into jail with Silas? Paul
2. What were they doing about midnight? Singing and praying
3. The doors came open because there was what? A tornado or an earthquake? Earthquake
4. The jailor believed. Then he did what? He was baptized
5. What is your memory verse? “Be baptized and wash away your sins” (Acts 22:16).